



**District Report Card: 2017**


<b>State:</b> Kerala	<b>District:</b> Kasaragod
<b>Class:</b> 5	<b>Subject:</b> Language
<b>Schools:</b> 61	<b>Students:</b> 1398


**Participation/Coverage**


**Students**

<b>GENDER</b> 	Boys		Girls	
	Number	%	Number	%
	694	49.64	704	50.36

<b>AREA</b> 	Rural		Urban	
	Number	%	Number	%
	1195	85.48	203	14.52

<b>CATEGORY</b> 	SC		ST		OBC		GEN	
	Number	%	Number	%	Number	%	Number	%
	61	4.36	115	8.23	1075	76.90	147	10.52

<b>CWSN</b> 	LD	VI	HI	S&LD	ID	Oth
	0	0	3	0	5	3

<b>Management</b> 	Government		Government-aided	
	Number	%	Number	%
	863	61.73	535	38.27

**Average Performance of Students in Language (%)**

Overall	Gender		Area		Management		Social Group			
	Male	Female	Rural	Urban	Govt.	Aided	SC	ST	OBC	GEN
64.69	61.72	67.61	66.21	55.73	67.26	60.54	58.36	66.14	64.10	70.48

## Performance on Learning Outcomes (LOs)

Learning Outcomes	Description	Average Performance(%)
L504	Reads and comprehends independently storybooks, news items/ headlines, advertisements etc.	62.17
L508	Reads text with comprehension, locates details and sequence of events	65.94

Range of Performance of Students who Answered Correctly							
Below 30%		30% - 50%		50% - 75%		Above 75%	
Number	%	Number	%	Number	%	Number	%
125	8.94	283	20.24	504	36.05	486	34.76

## Lowest Performing Learning Outcomes (LOs)

- 1 - Reads and comprehends independently storybooks, news items/ headlines, advertisements etc. (62.17)
- 2 - Reads text with comprehension, locates details and sequence of events (65.94)